

# EDS-G205 Series

## 5G-port full Gigabit unmanaged Ethernet switches



### Features and Benefits

- Fiber-optic options for extending distance and improving electrical noise immunity
- Redundant dual 12/24/48 VDC power inputs
- Supports 10 KB jumbo frames
- Relay output warning for power failure and port break alarm
- Broadcast storm protection
- -40 to 75°C operating temperature range (-T models)

### Certifications



## Introduction

The EDS-G205-1GTXSFP switches are equipped with 5 Gigabit Ethernet ports and 1 fiber-optic port, making them ideal for applications that require high bandwidth. The EDS-G205-1GTXSFP switches provide an economical solution for your industrial Gigabit Ethernet connections, and the built-in relay warning function alerts network managers when power failures or port breaks occur. The 4-pin DIP switches can be used for controlling broadcast protection, jumbo frames, and IEEE 802.3az energy saving. In addition, 100/1000 SFP speed switching is ideal for easy on-site configuration for any industrial automation application.

A standard-temperature model, which has an operating temperature range of -10 to 60°C, and a wide-temperature range model, which has an operating temperature range of -40 to 75°C, are available. Both models undergo a 100% burn-in test to ensure that they fulfill the special needs of industrial automation control applications. The switches can be installed easily on a DIN rail or in distribution boxes.

## Specifications

### Input/Output Interface

Alarm Contact Channels	1 relay output with current carrying capacity of 1 A @ 24 VDC
<b>Ethernet Interface</b>	
10/100/1000BaseT(X) Ports (RJ45 connector)	4 Auto negotiation speed Full/Half duplex mode Auto MDI/MDI-X connection
Combo Ports (10/100/1000BaseT(X) or 100/1000BaseSFP+)	4
Standards	IEEE 802.3 for 10BaseT IEEE 802.3ab for 1000BaseT(X) IEEE 802.3u for 100BaseT(X) and 100BaseFX IEEE 802.3x for flow control IEEE 802.3z for 1000BaseX IEEE 802.3az for Energy-Efficient Ethernet
<b>Switch Properties</b>	
MAC Table Size	8 K
Packet Buffer Size	1 Mbits

Jumbo Frame Size	10 KB
Processing Type	Store and Forward
<b>DIP Switch Configuration</b>	
Ethernet Interface	Broadcast storm protection, Jumbo Frame, IEEE 802.3az energy saving, 100/1000 SFP speed switching, Port break alarm
<b>Power Parameters</b>	
Connection	1 removable 6-contact terminal block(s)
Input Voltage	12/24/48 VDC, Redundant dual inputs
Operating Voltage	9.6 to 60 VDC
Reverse Polarity Protection	Supported
Input Current	0.14 A @ 24 VDC
<b>Physical Characteristics</b>	
Housing	Metal
IP Rating	IP30
Dimensions	29 x 135 x 105 mm (1.14 x 5.31 x 4.13 in)
Weight	290 g (0.64 lb)
Installation	DIN-rail mounting, Wall mounting (with optional kit)
<b>Environmental Limits</b>	
Operating Temperature	EDS-G205-1GTXSFP: -10 to 60°C (14 to 140°F) EDS-G205-1GTXSFP-T: -40 to 75°C (-40 to 167°F)
Storage Temperature (package included)	-40 to 85°C (-40 to 185°F)
Ambient Relative Humidity	5 to 95% (non-condensing)
<b>Standards and Certifications</b>	
Freefall	IEC 60068-2-32
EMC	EN 55032/24
EMI	CISPR 32, FCC Part 15B Class A
EMS	IEC 61000-4-2 ESD: Contact: 6 kV; Air: 8 kV IEC 61000-4-3 RS: 80 MHz to 1 GHz: 20 V/m IEC 61000-4-4 EFT: Power: 2 kV; Signal: 2 kV IEC 61000-4-5 Surge: Power: 2 kV; Signal: 2 kV IEC 61000-4-6 CS: 10 V IEC 61000-4-8 PFMF
Hazardous Locations	ATEX, Class I Division 2
Maritime	ABS, DNV-GL, LR, NK
Railway	EN 50121-4
Safety	EN 60950-1, UL 508, EN 60950-1 (LVD)
Shock	IEC 60068-2-27
Vibration	IEC 60068-2-6

## MTBF

Time	2,823,446 hrs
Standards	Telcordia (Bellcore), GB

## Warranty

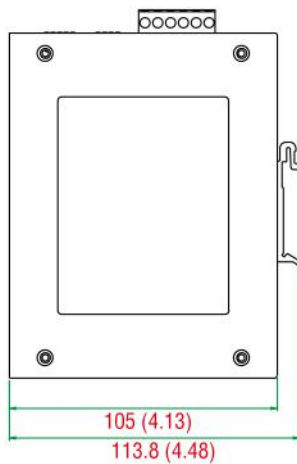
Warranty Period	5 years
Details	See <a href="http://www.moxa.com/warranty">www.moxa.com/warranty</a>

## Package Contents

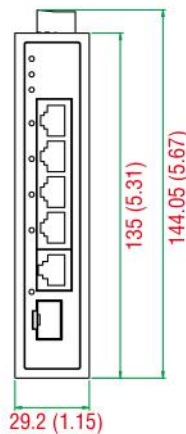
Device	1 x EDS-G205 Series switch
Installation Kit	1 x cap, plastic, for SFP slot
Documentation	1 x quick installation guide 1 x warranty card
Note	SFP modules need to be purchased separately for use with this product.

## Dimensions

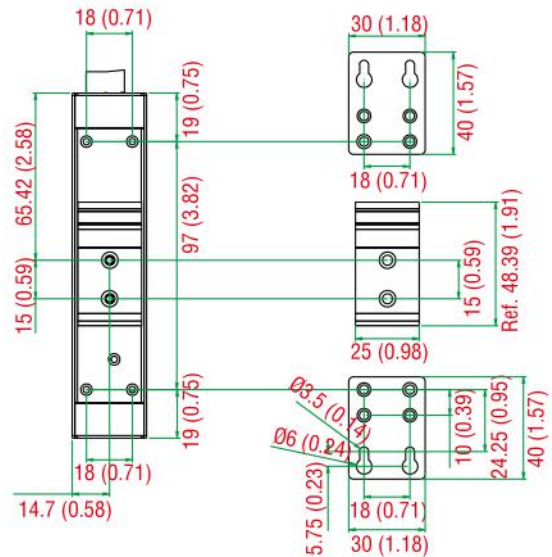
Unit: mm (inch)



Side View



Front View



Rear View

DIN-Rail/Panel-Mounting Kit

## Ordering Information

Model Name	10/100/1000BaseT(X) Ports RJ45 Connector	Combo Ports 10/100/1000BaseT(X) or 100/ 1000BaseSFP	Operating Temp.
EDS-G205-1GTXSFP	4	1	-10 to 60°C
EDS-G205-1GTXSFP-T	4	1	-40 to 75°C

## Accessories (sold separately)

### SFP Modules

SFP-1FELLC-T	SFP module with 1 100Base single-mode with LC connector for 80 km transmission, -40 to 85°C operating temperature
--------------	---

SFP-1FEMLC-T	SFP module with 1 100Base multi-mode with LC connector for 4 km transmission, -40 to 85°C operating temperature
SFP-1FESLC-T	SFP module with 1 100Base single-mode with LC connector for 40 km transmission, -40 to 85°C operating temperature
SFP-1G10ALC	WDM-type (BiDi) SFP module with 1 1000BaseSFP port with LC connector for 10 km transmission; TX 1310 nm, RX 1550 nm, 0 to 60°C operating temperature
SFP-1G10ALC-T	WDM-type (BiDi) SFP module with 1 1000BaseSFP port with LC connector for 10 km transmission; TX 1310 nm, RX 1550 nm, -40 to 85°C operating temperature
SFP-1G10BLC	WDM-type (BiDi) SFP module with 1 1000BaseSFP port with LC connector for 10 km transmission; TX 1550 nm, RX 1310 nm, 0 to 60°C operating temperature
SFP-1G10BLC-T	WDM-type (BiDi) SFP module with 1 1000BaseSFP port with LC connector for 10 km transmission; TX 1550 nm, RX 1310 nm, -40 to 85°C operating temperature
SFP-1G20ALC	WDM-type (BiDi) SFP module with 1 1000BaseSFP port with LC connector for 20 km transmission; TX 1310 nm, RX 1550 nm, 0 to 60°C operating temperature
SFP-1G20ALC-T	WDM-type (BiDi) SFP module with 1 1000BaseSFP port with LC connector for 20 km transmission; TX 1310 nm, RX 1550 nm, -40 to 85°C operating temperature
SFP-1G20BLC	WDM-type (BiDi) SFP module with 1 1000BaseSFP port with LC connector for 20 km transmission; TX 1550 nm, RX 1310 nm, 0 to 60°C operating temperature
SFP-1G20BLC-T	WDM-type (BiDi) SFP module with 1 1000BaseSFP port with LC connector for 20 km transmission; TX 1550 nm, RX 1310 nm, -40 to 85°C operating temperature
SFP-1G40ALC	WDM-type (BiDi) SFP module with 1 1000BaseSFP port with LC connector for 40 km transmission; TX 1310 nm, RX 1550 nm, 0 to 60°C operating temperature
SFP-1G40ALC-T	WDM-type (BiDi) SFP module with 1 1000BaseSFP port with LC connector for 40 km transmission; TX 1310 nm, RX 1550 nm, -40 to 85°C operating temperature
SFP-1G40BLC	WDM-type (BiDi) SFP module with 1 1000BaseSFP port with LC connector for 40 km transmission; TX 1550 nm, RX 1310 nm, 0 to 60°C operating temperature
SFP-1G40BLC-T	WDM-type (BiDi) SFP module with 1 1000BaseSFP port with LC connector for 40 km transmission; TX 1550 nm, RX 1310 nm, -40 to 85°C operating temperature
SFP-1GEZXLC	SFP module with 1 1000BaseEZXC port with LC connector for 110 km transmission, 0 to 60°C operating temperature
SFP-1GEZXLC-120	SFP module with 1 1000BaseEZXC port with LC connector for 120 km transmission, 0 to 60°C operating temperature
SFP-1GLHLC	SFP module with 1 1000BaseLH port with LC connector for 30 km transmission, 0 to 60°C operating temperature
SFP-1GLHLC-T	SFP module with 1 1000BaseLH port with LC connector for 30 km transmission, -40 to 85°C operating temperature
SFP-1GLHXC	SFP module with 1 1000BaseLHX port with LC connector for 40 km transmission, 0 to 60°C operating temperature
SFP-1GLHXC-T	SFP module with 1 1000BaseLHX port with LC connector for 40 km transmission, -40 to 85°C operating temperature
SFP-1GLSXC	SFP module with 1 1000BaseLSX port with LC connector for 500 m transmission, 0 to 60°C operating temperature
SFP-1GLSXC-T	SFP module with 1 1000BaseLSX port with LC connector for 500 m transmission, -40 to 85°C operating temperature
SFP-1GLXLC	SFP module with 1 1000BaseLX port with LC connector for 10 km transmission, 0 to 60°C operating temperature
SFP-1GLXLC-T	SFP module with 1 1000BaseLX port with LC connector for 10 km transmission, -40 to 85°C operating temperature
SFP-1GSXC	SFP module with 1 1000BaseSX port with LC connector for 300/550 m transmission, 0 to 60°C operating temperature
SFP-1GSXC-T	SFP module with 1 1000BaseSX port with LC connector for 300/550 m transmission, -40 to 85°C operating temperature
SFP-1GZXLC	SFP module with 1 1000BaseZX port with LC connector for 80 km transmission, 0 to 60°C operating temperature
SFP-1GZXLC-T	SFP module with 1 1000BaseZX port with LC connector for 80 km transmission, -40 to 85°C operating temperature

## Power Supplies

DR-120-24	120W/2.5A DIN-rail 24 VDC power supply with universal 88 to 132 VAC or 176 to 264 VAC input by switch, or 248 to 370 VDC input, -10 to 60°C operating temperature
DR-4524	45W/2A DIN-rail 24 VDC power supply with universal 85 to 264 VAC or 120 to 370 VDC input, -10 to 50°C operating temperature
DR-75-24	75W/3.2A DIN-rail 24 VDC power supply with universal 85 to 264 VAC or 120 to 370 VDC input, -10 to 60°C operating temperature
MDR-40-24	DIN-rail 24 VDC power supply with 40W/1.7A, 85 to 264 VAC, or 120 to 370 VDC input, -20 to 70°C operating temperature
MDR-60-24	DIN-rail 24 VDC power supply with 60W/2.5A, 85 to 264 VAC, or 120 to 370 VDC input, -20 to 70°C operating temperature

## Wall-Mounting Kits

WK-30	Wall-mounting kit, 2 plates, 4 screws, 40 x 30 x 1 mm
WK-46	Wall-mounting kit, 2 plates, 8 screws, 46.5 x 66.8 x 1 mm

## Rack-Mounting Kits

RK-4U	19-inch rack-mounting kit
-------	---------------------------

© Moxa Inc. All rights reserved. Updated Nov 12, 2018.

This document and any portion thereof may not be reproduced or used in any manner whatsoever without the express written permission of Moxa Inc. Product specifications subject to change without notice. Visit our website for the most up-to-date product information.